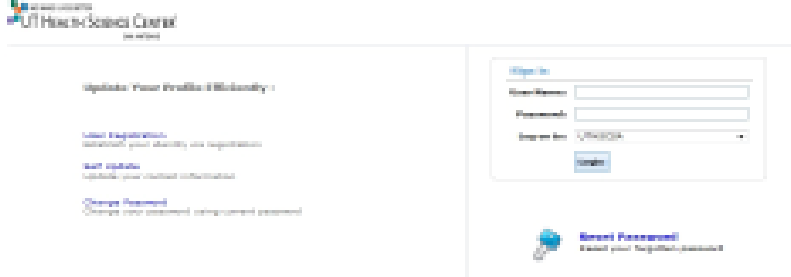
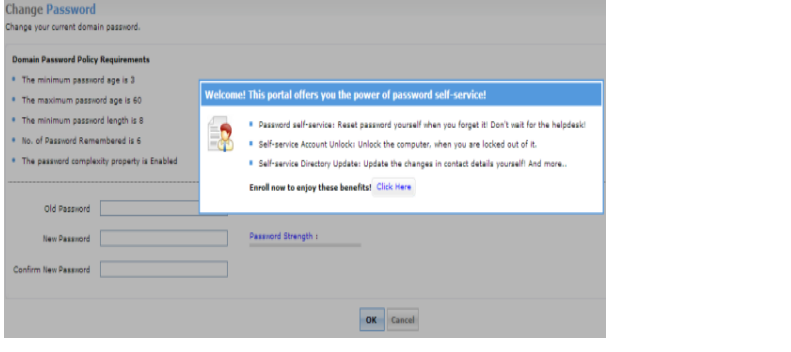
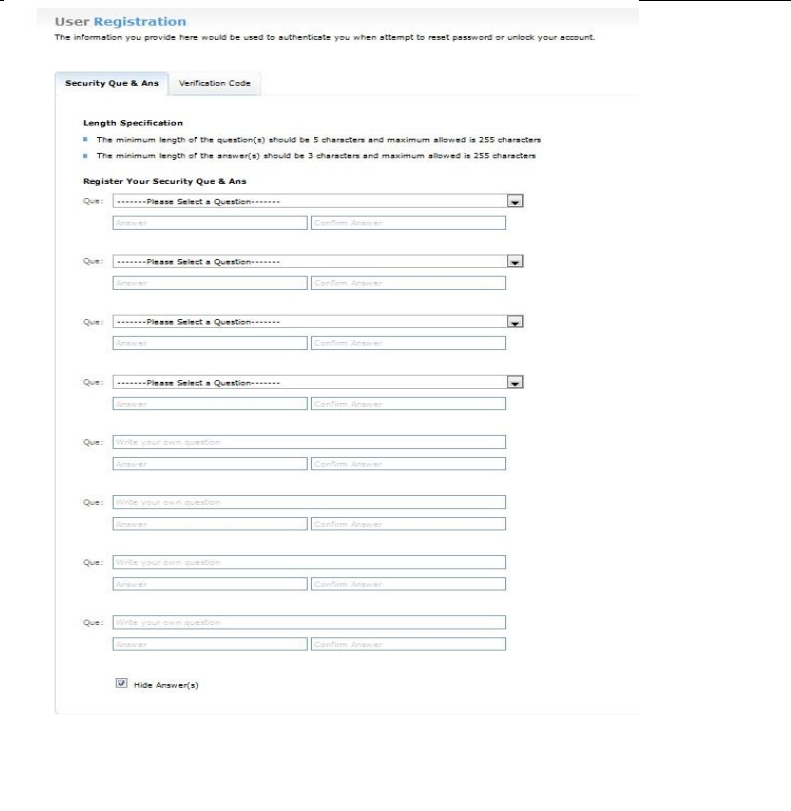


New Password Reset System – First Time Users

<p>All UT Health Science Center San Antonio users must re-register their security questions and answer. You will select 4 questions from the pre-defined question bank and also create 4 security questions of your own and provide an alternate email address for verification.</p>	
<p>Copy and paste the Password Security link URL in your browser. Logon screen will be displayed.</p>	<p>https://pwr.uthscsa.edu/</p>
<p>Under Sign in enter your current username and password. Click Login</p>	
<p>First-time Users</p> <p>If this is your first-time logging into the system, the Welcome message will be displayed on top of the Change Password reset screen.</p> <p>Click "Click Here" button</p>	
<p>User Registration screen will be displayed.</p> <p>There are 2 tabs at the top of the User Registration screen: Security Questions & Ans(wers) and Verification Code.</p> <p>Before you select your answers, uncheck the Hide Answer box. This will keep you from having to enter your answers in twice and will allow you to see typed response.</p> <p>The first four questions are pre-defined questions. Select a question and provide an answer.</p> <p>The last four questions are up to you to create and provide an answer.</p> <p>NOTE: Please be sure you have noted your responses.</p>	

After entering your questions, click the **Verification Code** tab to enter an alternative email address.

Click the **Security Ques & Ans** tab, scroll down, click **Enroll**.

Confirmation notification will be displayed.



User Registration
The information you provide here will be used to authenticate you when attempt to reset password or unlock your account.


Security Ques & Ans **Verification Code**

Register Your Email Address(es)

Full Name:

Email Address:

Enter your email id

 You have enrolled for password self-service successfully!
When you request for password self-service, you will be authenticated using this info.