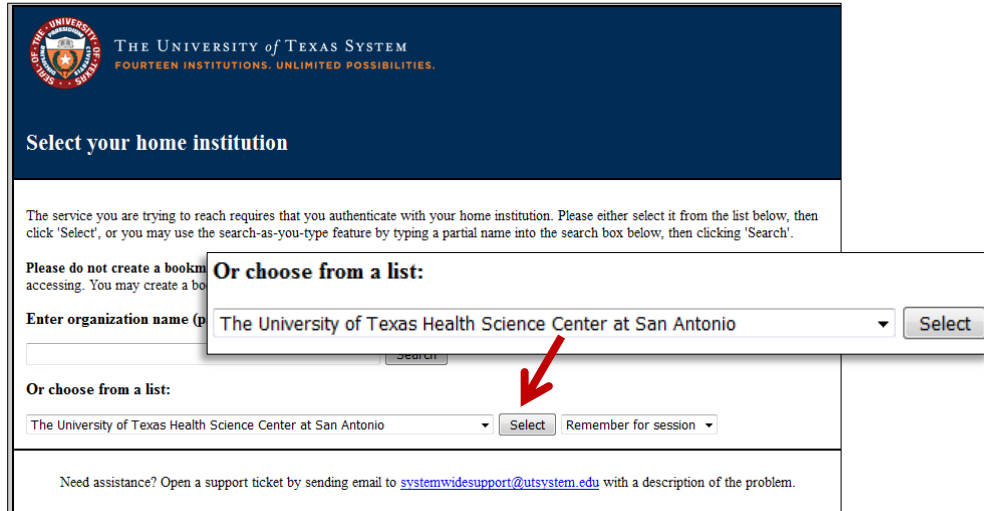


## How to launch an application from the University of Texas System Skillsoft site

1. Login to <https://utsystem.skillport.com>.
2. Select “The University of Texas Health Science Center at San Antonio” from the dropdown menu then click on the **Select** button.



THE UNIVERSITY of TEXAS SYSTEM  
FOURTEEN INSTITUTIONS. UNLIMITED POSSIBILITIES.

### Select your home institution

The service you are trying to reach requires that you authenticate with your home institution. Please either select it from the list below, then click 'Select', or you may use the search-as-you-type feature by typing a partial name into the search box below, then clicking 'Search'.

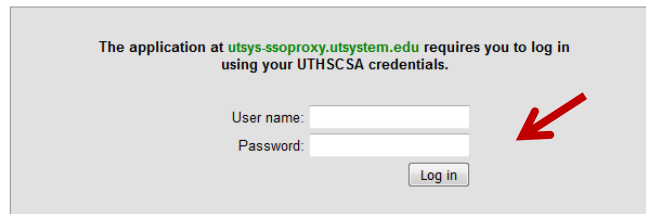
Please do not create a bookmark for this page when accessing. You may create a bookmark for the application page.

Enter organization name (partial)

**Or choose from a list:**

Need assistance? Open a support ticket by sending email to [systemwidesupport@utsystem.edu](mailto:systemwidesupport@utsystem.edu) with a description of the problem.

3. Enter credentials when prompted, user name and password domain.



The application at [utsys-ssoproxy.utsystem.edu](https://utsys-ssoproxy.utsystem.edu) requires you to log in using your UTHSCSA credentials.

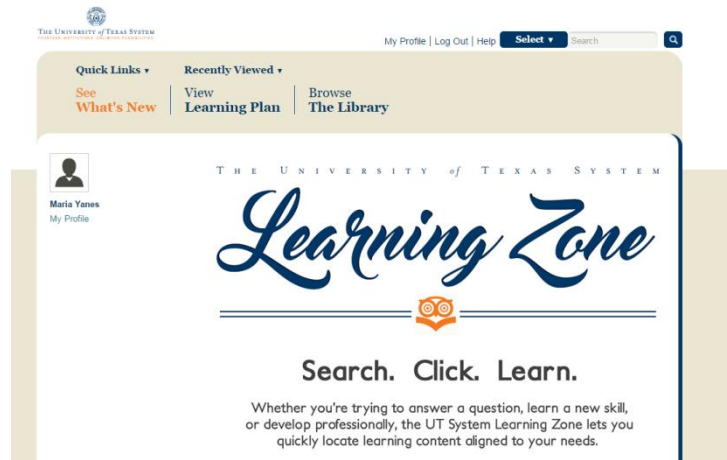
User name:

Password:

**When you are finished, you must completely close your browser to securely log out.**  
Login sessions automatically expire after 8 hours.

**Do not bookmark this page!**  
Only bookmark either the link that sent you here or the page to which you are sent after logging in.

4. Application launches.



5. Enter a keyword(s) in the **Search** box, and then **click** the **launch** link to begin learning the course.

